





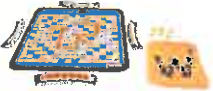






## Grade 2 Term 3 Holiday Homework Activities

You need to complete 4 - 5 activities but if your child would like to complete more....That's fantastic!!!!!!

<p style="text-align: center;"><u>Reading</u></p> <p>Spend 15 minutes a day reading and record this in your home reading log sheet (clipboard).</p> 	<p style="text-align: center;"><u>Sight Words</u></p> <p>Practise reading the sight words in the reading program.</p> <p>Practise spelling the sight words.</p>	<p style="text-align: center;"><u>Sport</u> </p> <p>Choose two sports and draw a picture of you playing each one. Write down 2 things that are the same in each sport. Write down two things that are different.</p>	<p style="text-align: center;"><u>Cooking in the Kitchen</u></p> <p>Follow a simple recipe to make a healthy food. Copy the recipe into your homework book.</p> 	<p style="text-align: center;"><u>Maths</u> </p> <p>Practise the x2, x3, x5, x10 times tables at home.</p> <p>Write them in homework book to practise.</p>
<p style="text-align: center;"><u>Teach an Adult</u></p> <p>Teach an adult that you know something that you were taught at school or something that you have learned.</p>	<p style="text-align: center;"><u>Hand switch</u></p> <p>Write the "Days of the Week" using your other hand.</p> 	<p style="text-align: center;"><u>Bubble Write</u></p> <p>Write you're the "Months of the Year" words using bubble writing.</p> <p style="font-size: 2em; text-align: center;">Bubble</p>	<p style="text-align: center;"><u>Mathletics</u></p> <p>Continue practising your maths using the Mathletics program at home.</p> 	<p style="text-align: center;"><u>Play a Board Game</u></p> <p>Play a board game or complete a puzzle with a friend or your brother or sister.</p> 
<p style="text-align: center;"><u>Did you know that?</u></p> <p>Create a list of interesting body facts.</p> 	<p style="text-align: center;"><u>Persuasive Writing</u></p> <p>Write a "Good &amp; Bad" list about having lollies and cakes at the school canteen.</p> 	<p style="text-align: center;"><u>Reading Eggs</u></p> <p>Continue with completing activities in your Reading Eggs Program and list them in your homework book.</p>	<p style="text-align: center;"><u>Daily Journal</u></p> <p>Write a few sentences of what you did during the holidays and draw a picture.</p> 	<p style="text-align: center;"><u>Household Jobs</u></p> <p>Help your parents around the house and write what jobs you did during the holidays.</p> 

## 2 Times Table

0	x	2	=	0
1	x	2	=	2
2	x	2	=	4
3	x	2	=	6
4	x	2	=	8
5	x	2	=	10
6	x	2	=	12
7	x	2	=	14
8	x	2	=	16
9	x	2	=	18
10	x	2	=	20
11	x	2	=	22
12	x	2	=	24

## 3 Times Table

0	x	3	=	0
1	x	3	=	3
2	x	3	=	6
3	x	3	=	9
4	x	3	=	12
5	x	3	=	15
6	x	3	=	18
7	x	3	=	21
8	x	3	=	24
9	x	3	=	27
10	x	3	=	30
11	x	3	=	33
12	x	3	=	36

## 5 Times Table

0	x	5	=	0
1	x	5	=	5
2	x	5	=	10
3	x	5	=	15
4	x	5	=	20
5	x	5	=	25
6	x	5	=	30
7	x	5	=	35
8	x	5	=	40
9	x	5	=	45
10	x	5	=	50
11	x	5	=	55
12	x	5	=	60

## 10 Times Table

0	x	10	=	0
1	x	10	=	10
2	x	10	=	20
3	x	10	=	30
4	x	10	=	40
5	x	10	=	50
6	x	10	=	60
7	x	10	=	70
8	x	10	=	80
9	x	10	=	90
10	x	10	=	100
11	x	10	=	110
12	x	10	=	120